


# PROFITAP

## F1L-RG2 Regeneration TAP



### CUSTOMER SUPPORT INFORMATION

To order or for technical information support:

Phone: +31 (0) 40 782 0880

Mail order: Profitap HQ B.V.

High Tech Campus 84

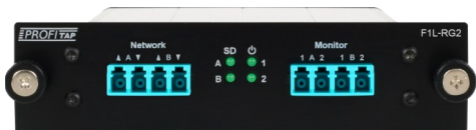
5656AG Eindhoven - The Netherlands

Website: [www.profitap.com](http://www.profitap.com)

E-mail: [info@profitap.com](mailto:info@profitap.com)

| <b>Index pages</b>        | <b>pages</b> |
|---------------------------|--------------|
| 1. General Information    | 3            |
| 2. Installation           | 4            |
| 3. Rack Mounting          | 5            |
| 4. Fiber Types            | 6            |
| 5. Additional Information | 7            |
| 6. Disclaimer / Warranty  | 8            |

## LC Regeneration TAP



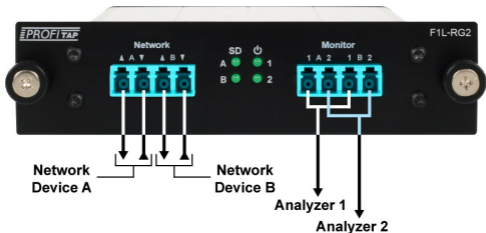
### 1. General Information

The Regeneration TAP enables the monitoring of a single LC fiber optic link by up to two monitoring systems. Instead of splitting the signal as many times as an output is needed, the Regeneration TAP only splits it once, before duplicating and regenerating the monitor signal twice.

IDS, Rmon, Probes and Analyzers can be used with this Regeneration TAP to monitor the same segment of a network at the same time, without interfering with the network. Once in place, it allows you to monitor communications and connect and disconnect analysis equipment at will without breaking the circuit.

For optimum performance, the Regeneration TAP uses low insertion loss zirconia sleeve adapters.

## 2. Installation



Connect the TAP as shown above.

The TAP functions in full duplex as well as half duplex mode. The signal passes from one network device to the other. The split ratio determines how much of the signal is passed to the analyzer. A 50/50 split ratio passes 50% to the analyzer, while a 60/40 ratio passes 40% to the analyzer.

### **Note:**

Dust increases connector loss, and can in certain cases block the signal completely. Leave the dust caps on the device if not in use. Mount clean dust caps on any unused connector.

### 3. Rack Mounting



Profitap rack modules can be mounted in the Profitap Rackmount Frame. Rack modules use thumbscrews for easy fastening.

The Rackmount Frame enables the mounting of up to three 5.6" wide Profitap rack modules in a standard 19", 1U rack space.

## 4. Fiber Types

Maximum Insertion Loss (dB):

|                         |           |           |
|-------------------------|-----------|-----------|
| Split ratio             | 50/50     | 60/40     |
| Multi Mode 50/62.5+10Gb | 4.0 (Net) | 3.0 (Net) |
| Single Mode             | –         | 2.7 (Net) |

Note: These values don't include connector loss.

Average launch power:

F1L-RG2-S-50: -12.0 dBm (min), 1.3dBm (max)

F1L-RG2-S-60: -12.0 dBm (min), 1.3dBm (max)

F1L-RG2-Z-50: -9 dBm (min), -5dBm (max)

F1L-RG2-Z-60: -9 dBm (min), -5dBm (max)

|                     |                                  |                |
|---------------------|----------------------------------|----------------|
| F1L-RG2 - X* - XX** |                                  |                |
| Fiber Type*         | Z = MM 50/125µm                  | S = SM 9/125µm |
| Split Ratio**       | 50 = 50/50%<br>(Multi-Mode only) | 60 = 60/40%    |

Multi-Mode 50µm.....Wavelength 850nm

Single-Mode 9µm.....Wavelength 1310nm

## 5. Additional Information

**Enclosure:** Aluminium, black anodized

**Environmental Specifications:**

**Operating Temperature:** 0°C to 55°C

**Storage Temperature:** -10°C to 90°C

**Humidity:** 10-90%, non-condensing

**Mechanical Specifications:**

**Connectors:** 2x Quad LC, Zirconia sleeve

**Dimensions (WxDxH):** 113 x 168 x 30 mm

4.4 x 6.6 x 1.2 in

**Front Panel dimensions (WxH):** 143 x 35 mm

5.6 x 1.4 in

**Weight:** 300 g

0.66 lb

**Certifications:** RoHs, CE

## Disclaimer

The information in this document is subject to change without notice. The manufacturer makes no representations or warranties with respect to the contents hereof and specifically disclaims any implied warranties of merchantability or fitness for any particular purpose. The manufacturer reserves the right to revise this publication and to make changes in the content hereof without obligation of the manufacturer to notify any person of such revision or changes.

## Warranty and Liability

Profitap warrants that this product is free from defects in material and workmanship at time of shipment. The warranty period is 2 years from the date of purchase. The standard 2 year warranty period may be extended at the time of order. Profitap assumes no liability for products that have been subjected to abuse, modification, misuse, or if the model or serial number has been altered, tampered with, defaced or removed. Profitap is not liable under any contract, negligence, strict liability or other legal or equitable theory for any loss of use of the product, inconvenience or damages of any character, whether direct, special, incidental or consequential (including, but not limited to, damages for loss of goodwill, loss of revenue or profit, work stoppage or malfunction)

## Copyright

This publication, including all photographs and illustrations, is protected under international copyright laws, with all rights reserved. Neither this manual, nor any of the material contained herein, may be reproduced without written consent of the author

## Trademarks

The trademarks mentioned in this manual are the sole property of their owners.

v1.4



Profitap HQ B.V.  
High Tech Campus 84  
5656AG Eindhoven  
The Netherlands



+31 (0) 40 782 0880

[www.profitap.com](http://www.profitap.com)

